



Start: 2022-04-28

End: 2022-05-05

Times: 0:00-23:59

Violation Threshold: Speed Limit + 10

Speed Range: 1 to 150

### Overall Summary

Total Days of Data: 7

Speed Limit: 25

Average Speed: 24.48

50th Percentile Speed: 24.24

85th Percentile Speed: 29.12

Pace Speed Range: 19-29

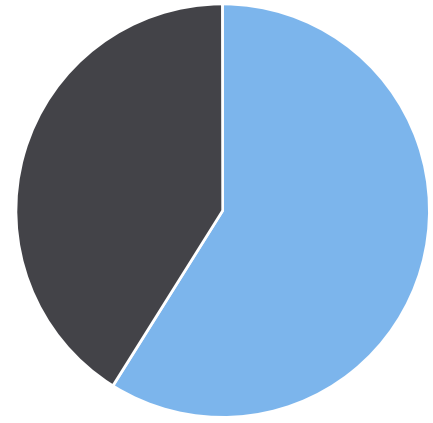
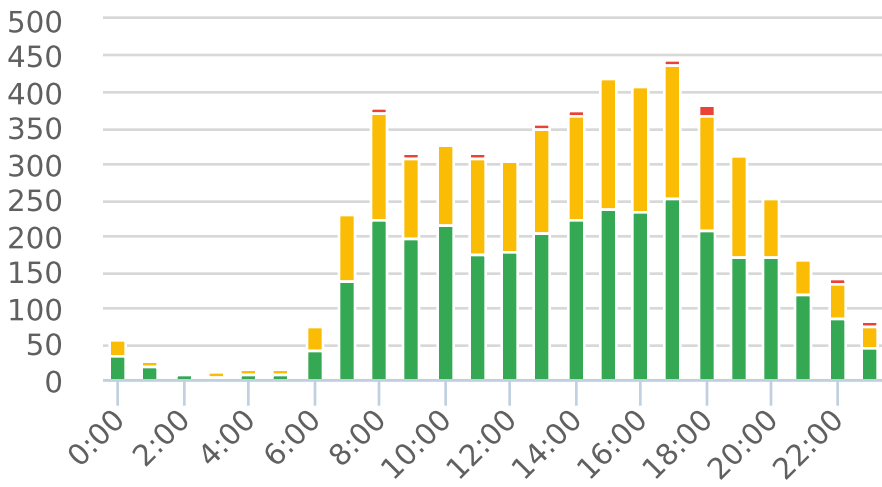
Minimum Speed: 15

Maximum Speed: 57

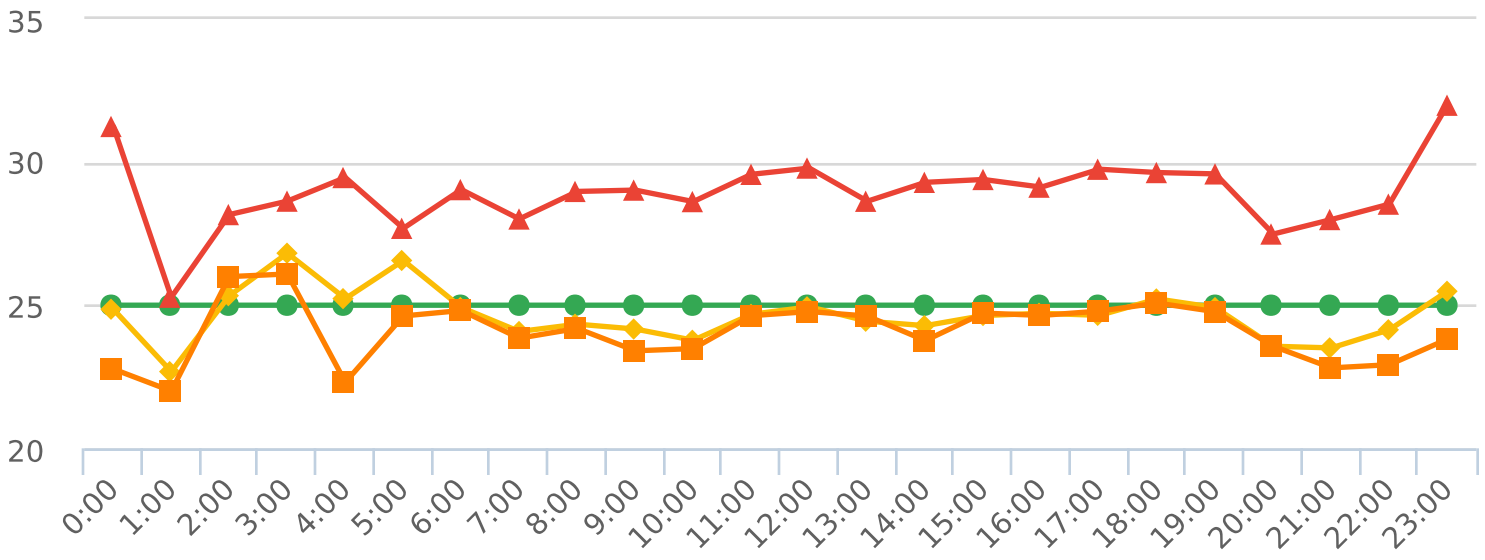
Display Mode: Display Off

Average Volume per Day: 775.9

Total Volume: 5431



■ **Violators**    
 ■ **Inside Threshold**    
 ■ **Compliant**    
 ■ **Vehicles Slowed**    
 ■ **Other**



● **Speed Limit**    
 ◆ **Average Speed**    
 ■ **50% Speed**    
 ▲ **85% Speed**



Start: 2022-04-28

End: 2022-05-05

Times: 0:00-23:59

Violation Threshold: Speed Limit + 10

Speed Range: 1 to 150

Time	Sign Mode	Speed Limit	Total # Vehicles	Total # Violator	% Violator	Avg # Vehicles	Avg # Violators	Min Speed	Max Speed	Avg Speed	50% Speed	85% Speed	Sign Effectiveness
0:00	Display Off	25	57	3	5.3%	9.5	0.5	15	42	24.9	22.8	31.2	59.8%
1:00	Display Off	25	25	0	0.0%	4.2	0.0	15	30	22.7	22.0	25.3	80.1%
2:00	Display Off	25	12	0	0.0%	2.4	0.0	17	34	25.3	26.0	28.2	58.4%
3:00	Display Off	25	11	1	9.1%	2.2	0.2	21	44	26.8	26.1	28.6	82.0%
4:00	Display Off	25	13	0	0.0%	2.6	0.0	18	35	25.2	22.3	29.5	69.0%
5:00	Display Off	25	16	1	6.3%	3.2	0.2	17	44	26.6	24.6	27.7	81.3%
6:00	Display Off	25	76	1	1.3%	15.2	0.2	15	38	24.9	24.8	29.0	56.6%
7:00	Display Off	25	232	3	1.3%	38.7	0.5	15	43	24.1	23.8	28.0	55.6%
8:00	Display Off	25	376	6	1.6%	62.7	1.0	15	38	24.3	24.2	29.0	59.3%
9:00	Display Off	25	316	7	2.2%	52.7	1.2	15	48	24.2	23.4	29.0	54.7%
10:00	Display Off	25	330	4	1.2%	55.0	0.7	15	39	23.8	23.5	28.6	60.3%
11:00	Display Off	25	314	7	2.2%	52.3	1.2	15	40	24.7	24.6	29.6	59.4%
12:00	Display Off	25	308	4	1.3%	51.3	0.7	15	39	24.9	24.8	29.8	63.2%
13:00	Display Off	25	354	6	1.7%	59.0	1.0	15	40	24.4	24.6	28.6	69.5%
14:00	Display Off	25	375	8	2.1%	62.5	1.3	15	42	24.3	23.8	29.3	59.7%
15:00	Display Off	25	422	4	0.9%	70.3	0.7	15	40	24.6	24.7	29.4	55.2%
16:00	Display Off	25	412	4	1.0%	68.7	0.7	15	40	24.7	24.6	29.1	51.0%
17:00	Display Off	25	443	7	1.6%	73.8	1.2	15	40	24.6	24.8	29.8	54.8%
18:00	Display Off	25	381	14	3.7%	63.5	2.3	15	41	25.2	25.1	29.6	56.5%
19:00	Display Off	25	314	4	1.3%	52.3	0.7	15	39	24.9	24.8	29.6	56.1%
20:00	Display Off	25	254	1	0.4%	42.3	0.2	15	41	23.6	23.6	27.5	63.8%
21:00	Display Off	25	169	2	1.2%	28.2	0.3	15	42	23.5	22.8	28.0	60.4%
22:00	Display Off	25	141	6	4.3%	23.5	1.0	15	44	24.1	22.9	28.5	68.1%
23:00	Display Off	25	80	7	8.8%	13.3	1.2	15	57	25.5	23.8	32.0	65.3%
<b>Total Volumes/ Avg</b>			<b>5431</b>	<b>100</b>	<b>1.8%</b>	<b>909.4</b>	<b>17.0</b>	<b>15</b>	<b>57</b>	<b>24.7</b>	<b>24.1</b>	<b>29.0</b>	<b>62.5%</b>
<b>Total/Avg w/o Feedback</b>			<b>5431</b>	<b>100</b>	<b>1.8%</b>	<b>909.4</b>	<b>17.0</b>	<b>15</b>	<b>57</b>	<b>24.7</b>	<b>24.1</b>	<b>29.0</b>	<b>62.5%</b>
<b>Total/Avg w/ Feedback</b>			<b>0</b>	<b>0</b>	<b>0</b>	<b>0.0</b>	<b>0.0</b>	<b>n/a</b>	<b>n/a</b>	<b>n/a</b>	<b>n/a</b>	<b>n/a</b>	<b>n/a</b>